



2024-2025 Data Headlines



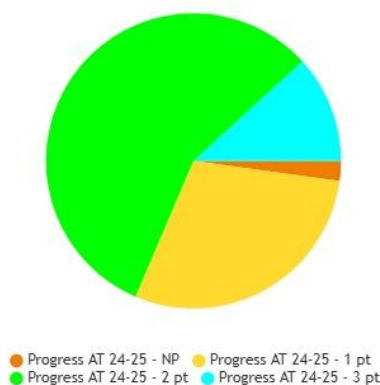
Whole school overview

The following assessment schema and associated expectations for progress, alongside the colour key to the graphs below were as follows:

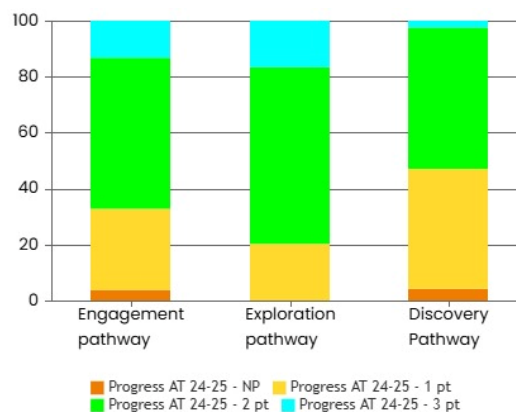
Emerging	Not present or only beginning to emerge/new target High level of prompt or support.
Developing	Evidence of progress. Lower level of prompt or support.
Established	Is used frequently and maintained over time. Mostly independent/spontaneous, only occasional reminders/prompts.
Generalised	Consistently used an applied within a range of settings/context and with a range of people. Independent and unprompted.

Across the Trust, the EHCP targets are broken down into annual targets, which are further used to set termly targets. The data contained in this report reflects progress towards the annual targets.

Whole school progress:



Progress by pathway:

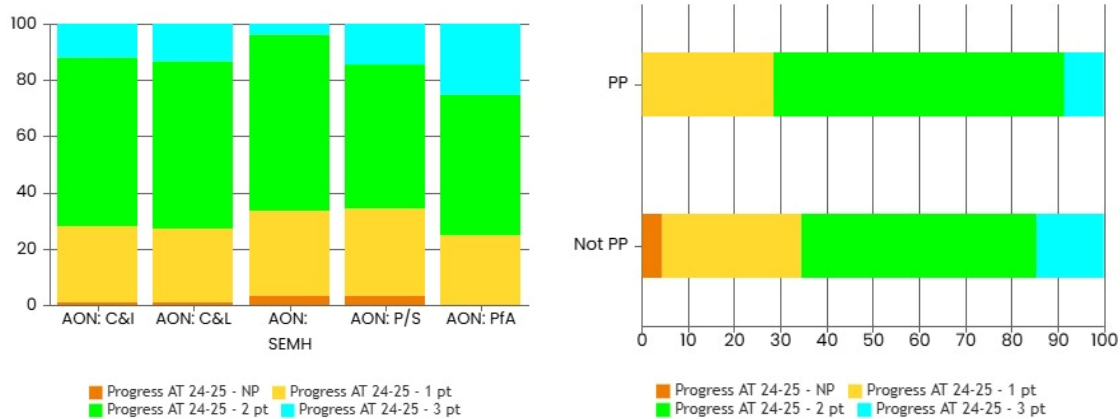


98% of learners made expected or above progress towards their EHCP targets, with 12% exceeding expectations. This is roughly equivalent to last year where 98% of learners made expected or more progress, but with 15% exceeding expectations.

There is generally equity between the pathways, with 96% of all learners making progress in the Engagement pathway (the same as last year), 100% in Exploration pathway (more than last year) and 96% in the Discovery pathway, a slight decrease from 99%. There are more learners in both the Exploration and Engagement pathways that made established or generalised progress than in the Discovery pathway.

Whole school progress by Area of Need:

Pupil Premium vs None Pupil premium progress



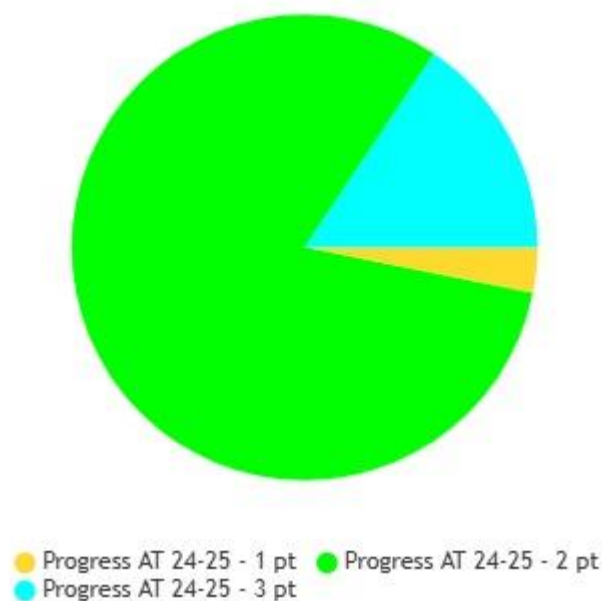
There was general equity between areas of need.

Learners with pupil premium indicators made slightly better progress than those without pupil premium indicators.

Progress towards ECHP outcomes by learning pathways

EYFS

EHCP/IEP progress:

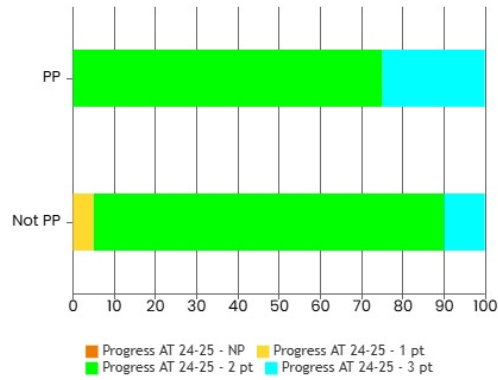
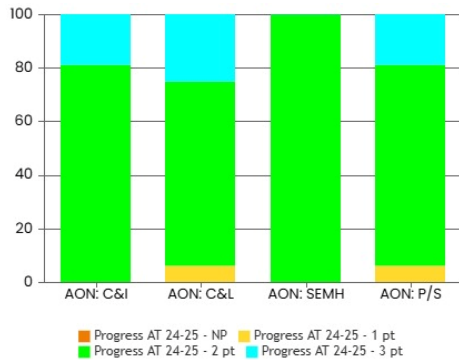


All learners made progress towards all EHCP outcomes within this phase with a significant improvement in the number of learners making established or more progress.

Progress towards EHCP/IEP outcomes, by area of need, for this cohort is as follows:

Progress by AON:

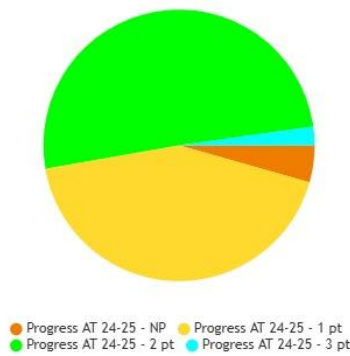
Pupil Premium vs None Pupil premium progress



The progress towards outcomes continues to improve for this cohort, with more learners achieving established or more progress than last year, a continuing trend. Learners with pupil progress indicators made better progress than those without. There is general equity between Areas of Need.

Discovery Pathway

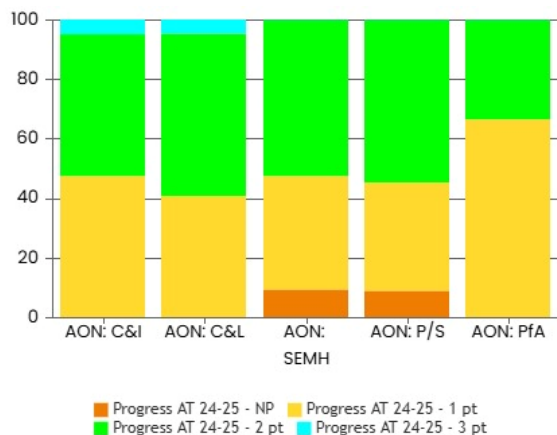
EHCP/IEP progress:



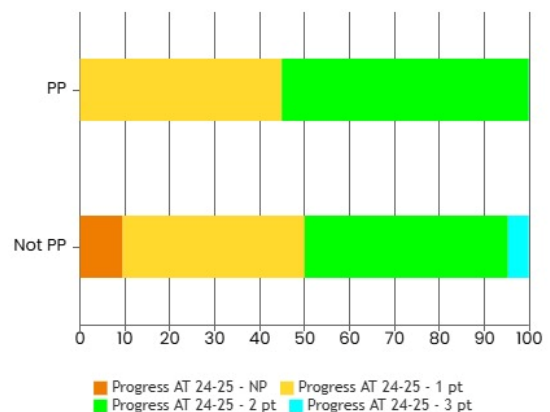
96% of all learners made expected or more progress, with 2% exceeding. Generally, there is a slight decrease in progress for this cohort in comparison to last year.

Progress towards EHCP/IEP outcomes, by area of need, for this cohort is as follows:

Progress by AON:



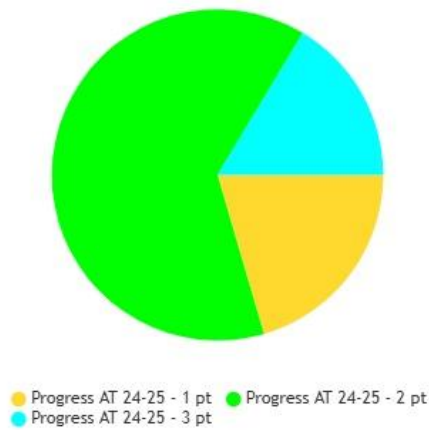
Pupil Premium vs Non-Pupil premium progress



There is general equity between Areas of Need with fewer learners across all Areas of Need making expected or more progress than last year. Learners with pupil premium indicators made slightly better progress than those without pupil premium indicators, however, more learners without exceeded expectations.

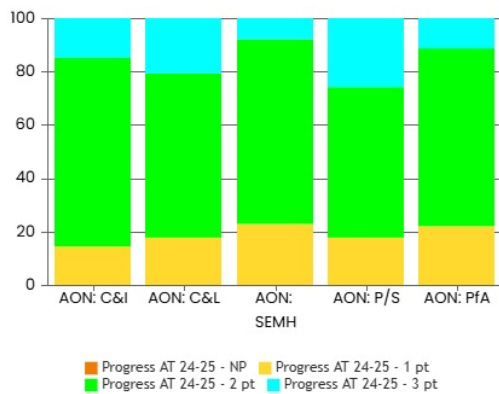
Exploration Pathway.

Overall progress:

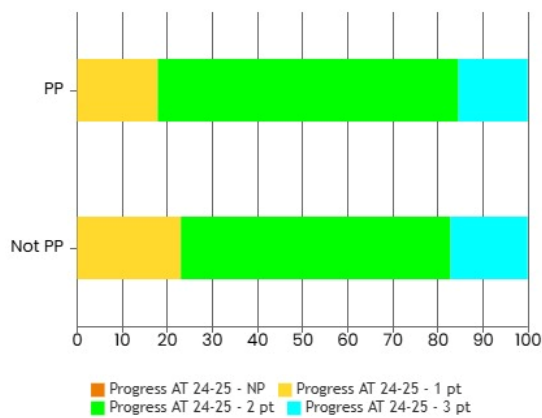


100 % of learners in this pathway made expected or more progress, with 16% of learners making exceeding progress. There is an increase in the number of learners making expected or more progress compared to last year.

Progress by AON:



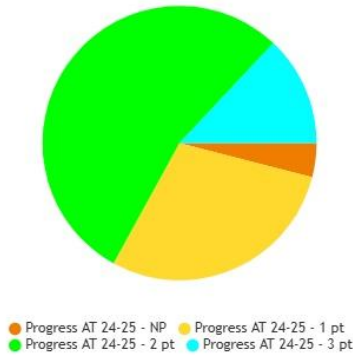
Pupil Premium vs None Pupil premium progress



There is generally equity between progress within each Area of Need. Learners with pupil premium indicators made slightly better progress than those without pupil premium indicators.

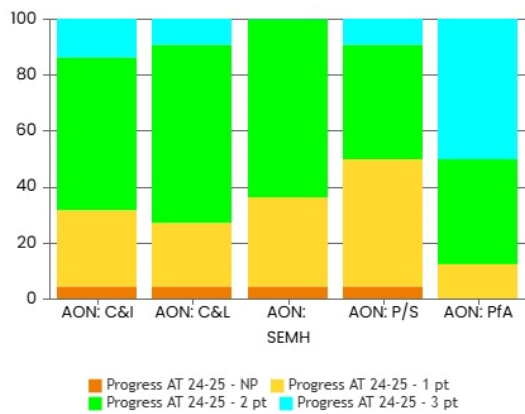
Engagement pathway

Overall Progress:

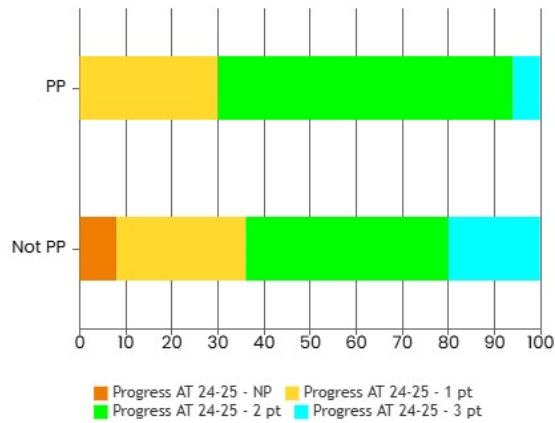


96% of learners made expected or more progress, with 13% making exceeding progress. This is the same as last year but with slightly fewer learners making expected or more progress.

Progress by AON:



Pupil Premium vs None Pupil premium progress:



Therefore, the majority of learners made roughly equitable progress across all Areas of Need, with Preparing for Adulthood being a particular strength, and slightly less progress being made towards Sensory/physical targets. More learners with pupil premium indicators made Established progress but fewer made Generalised progress than those without pupil premium indicators.

Curriculum progress

This is currently analysed termly. Please see Summer 2025 data analysis.

Summary:

Last year's areas for development:

- There needs to be an improvement in the number of learners with pupil premium indicators making expected or above progress. **Learners with pupil premium indicators now make slightly better progress than their peers.**
- For more learners in the EYFS phase to exceed expectations, to make them equitable with other pathways and phases. **These has been significant improvement in progress within the Early Years.**

- For more learners within the Ready to learn pathway to make Established progress, in line with the other pathways. This is now the Discovery pathway and is roughly equivalent to last term
- For more learners in the Ready to Learn pathway to make better progress towards their Preparing for Adulthood targets. This has improved and all learners made progress towards their outcomes.

Areas of strength

- The EYFS phase and the Exploration Pathway have shown greater progress and consistency upon last year, which is a continuing trend.
- There continues to be better consistency in progress between the different Areas of Need.
- Learners with pupil premium indicators make slightly better progress than those without overall.

Areas for development

- Progress towards outcomes for the Discovery pathway

These areas will be addressed through out school development plan for the forthcoming year.