

Cherry Class

Remote Learning Pack

Spring 2022



Colours of the day





Monday	Tuesday	Wednesday	Thursday	Friday
White	Green	Red	Blue	Yellow

What day is it today?

What colour is it today?

What things can you see that are this colour?

Cherry Class - Daily Songs

Play this song at the start of your learning day to create positivity and resilience.	Play this song to give motivation when your learner is finding the learning hard.	Play this song when life is getting tough, and bounce right back.	Play this song at the end of your learning session. What has your learner done to make themselves proud?
			
https://www.youtube.com/watch?v=sGWi6KynB8s	https://www.youtube.com/watch?v=iGJGsQUrltQ	https://www.youtube.com/watch?v=5NpFgYfvAl8	https://www.youtube.com/watch?v=OygsHbM1UCw
Jason Gray - <i>Learning</i>	Jason Gray – <i>I will rise again</i>	Bounce Back – The Resilience Song	Heather Small - <i>Proud</i>

Core Skills: literacy

https://www.bbc.co.uk/bitesize/topics/zf2yf4j	BBC Bitesize Phase 2 Phonics: use this site to support you child with Phase 2 phonics sounds.
https://www.bbc.co.uk/bitesize/topics/zvq9bdm	BBC Bitezise Phase 3 Phonics: use this site to support your child with Phase 3 Phonics sounds.
https://www.bbc.co.uk/bitesize/topics/zd63xyc/articles/zdp4pg8	Karate Cats: KS1 level reading games and activities.
https://www.phonicsplay.co.uk/	Phonics Play: Phase 2 through to Phase 6 (free resources and subscription)
https://www.phonicsbloom.com/	Phonics Bloom: Phase 2 through to Phase 6 (free resources and subscription)

Our class story this half term is *Malala and Iqbal*. If you can get hold of a copy, please read a page or two with / to the learner every day. Don't worry if they can't read it themselves. Most won't, but will enjoy the story. Look at the pictures. What is happening in the pictures? How are the characters feeling? What might happen next? We have read a lot about Malala and are going to start Iqbal after half term.

You can explore lots of interesting videos about the two real life child heroes on youtube.

Phonics: Early phonics support. Loads of fun.



Teach you Monster to Read is a phonics game that most learners love to play. If you child would benefit from this I will send you their login details in the post, with this pack. If you cannot wait, email me and I will email you their login. The game is free on laptops and free standing computers, but there is a small cost to buy the app on a tablet.

Awesome learning songs for you to pick and choose from. There are zillions on Youtube...


https://www.youtube.com/watch?v=o8JzH0Jq_gw	Letter shapes. Play this song, and say the letters as you see them. Use fingers to make the letters in sand, rice, paint, shaving cream etc.
https://www.youtube.com/watch?v=4KKEkVrvYVY	Learn the alphabet with song.
https://www.youtube.com/watch?v=lcO2qWARE_E&list=PL191797EAC8109FE5&index=3	E eats everything. Silly song to support your child with their knowledge of the alphabet.
https://www.youtube.com/watch?v=e6h7LEru69U&list=PL191797EAC8109FE5&index=2	The Alphabet of Nations. Look at an atlas together and pick out the countries names in the song. Talk about the people that live there and how they are similar and different to us.
https://www.youtube.com/watch?v=FRYw-pqSdKo	Who put the alphabet in order? Get your child to sing along. Then use it to put alphabet letters in order. Mix them up and see if they can sort them back. Etc.
https://www.youtube.com/watch?v=eQzxZlpYdew	Support with numbers 1 to 10
https://www.youtube.com/watch?v=a0fIJNX_UFM	I can add. Support your child with simple additions, and sing along to the funky tune. Follow up with simple adding of household objects: pasta shapes, toy cars etc.
https://www.youtube.com/watch?v=qOZRlrqJbek&list=PL5yY0CY3rgI5muoTxImylbhCE_GVocN9I&index=16	Support with even numbers and counting in 2s. Follow up with counting household objects.
https://www.youtube.com/watch?v=2cg-Uc556-Q https://www.youtube.com/watch?v=mitk0Puvj2U https://www.youtube.com/watch?v=24Uv8Cl5hvl https://www.youtube.com/watch?v=z5m8BWk5LoQ&list=PL5yY0CY3rgI5muoTxImylbhCE_GVocN9I&index=17	Revision of shapes learned last term. The first song is very familiar. The second is new, and will help them to talk about shapes and their properties. Find shapes in your home environment. Are they 2D or 3D? Count the number of sides, faces, edges and vertices.
https://www.youtube.com/watch?v=akTRWJZMks0	Help your child to explore their feelings.
https://www.youtube.com/watch?v=OiQZNmvw8Xo	We are studying the human body this term. This song will help learn about the body organs, and what they do.
https://www.youtube.com/watch?v=Lnn8hPE9HI0	Explanation of what happens when you hurt yourself.
https://www.youtube.com/watch?v=AHQGNb0zBgg	More complex explanation of the human body and how it works.

The Snow Beast: Class Text

This half-term we are going to read The Snow Beast, by Chris Judge.

Listen along with to the book (you tube video) and talk about the following questions. You may need to do this every day until the learning is secure.

1. Who is the Snow Beast?
2. Where does he live?
3. What happens to him?
4. Why does this happen?
5. What does the book teach us?



<https://www.youtube.com/watch?v=5yYC1kCidPc>

<https://www.youtube.com/watch?v=vKS6ikrhueQ>


Core Skills: numeracy

For the next few weeks we are focusing on counting whole numbers, addition and subtraction in our core skills maths sessions.

We would like you and your child to do practical learning around these skills at home in preparation for adulthood. Food preparation, cleaning and washing up are all great opportunities to use these skills.

We are also using Maths games on the Top Marks website for counting, addition and subtraction. Your child may be familiar with the games below. There are so many games to choose from.


<https://www.topmarks.co.uk/maths-games/3-5-years/counting>



Underwater Counting

Can you find the treasure in our counting game? You need to count the underwater creatures. This game has two levels: Counting to 5 and Counting to 10.

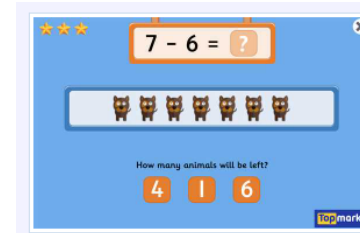
Not Flash



Addition to 10

A useful introduction to the concept of addition which features cute animals to count and a number line.

Not Flash



Subtraction to 10

This game provides a simple introduction to the concept of subtraction. Each calculation features a subtraction within 10, along with a pictorial representation of the start number.

Not Flash



<https://www.bbc.co.uk/bitesize/topics/zjkphbk/articles/zf4sscw>

Karate Cats Maths is available from BBC Bitesize for learners who are stronger at maths. It is aimed at Year 1 level, and above. If this is your child your teacher will write you a note at the bottom of this page.

Our **TOPIC** this term is Nepal. We will look at the Nepalese Flag each day, to remind ourselves of our topic. We will then look at a map of the world to locate Nepal and other countries on the map.



Use the template to make a copy of the Nepalese Flag.

- Coloured pencils
- Felt pens
- Torn tissue paper
- Paint
- Etc

WALT: know about the world we live in

TOPIC: Pakistan

Our topic this term is Pakistan. We will look at the Nepalese Flag each day, to remind ourselves of our topic. We will then look at a map of ASIA to locate Nepal.

WALT: know about the world we live in: ASIA



TOPIC:

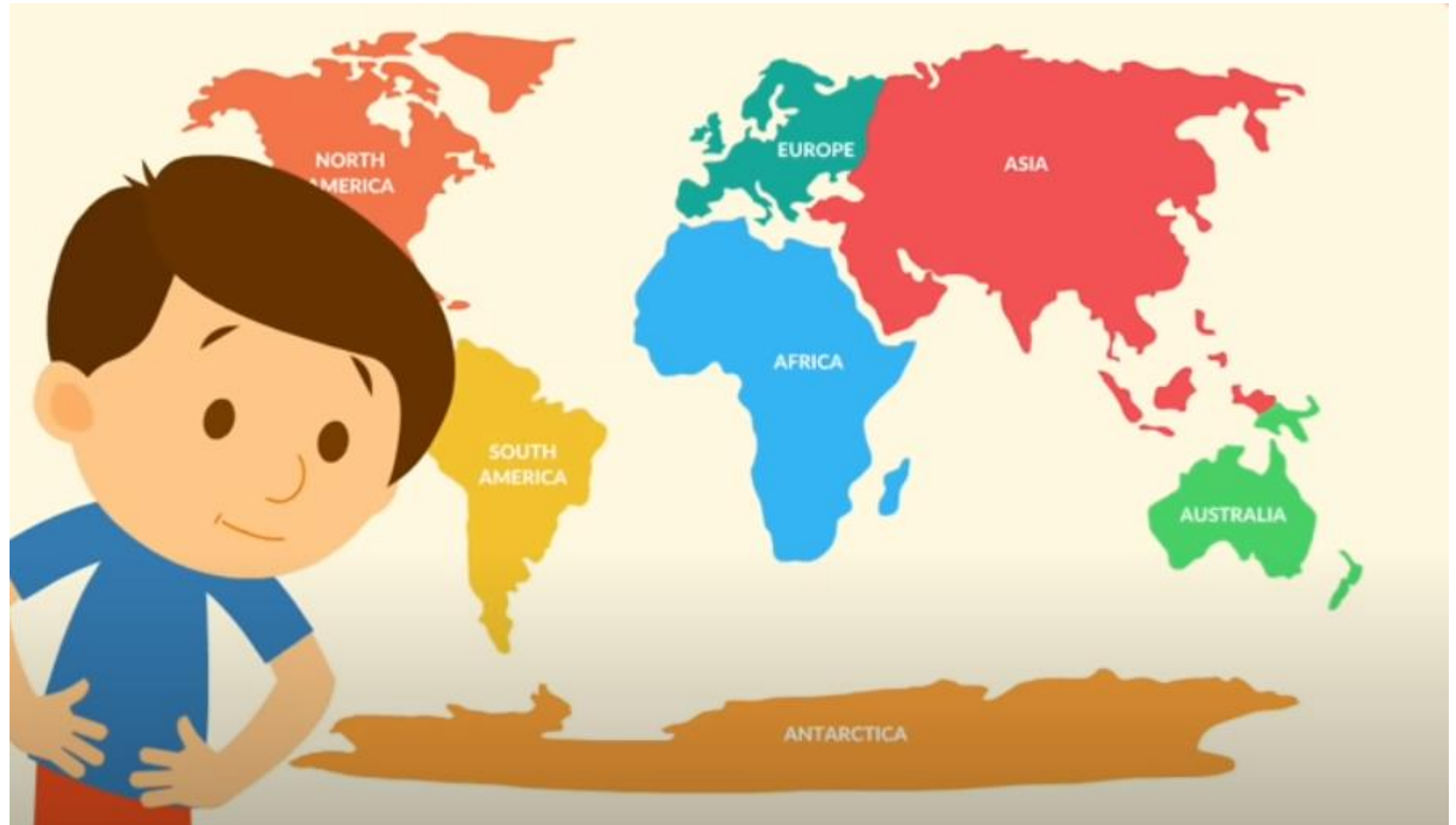
Last year we studied
Iceland,
France and
Italy: can you
find them on
the map?
What do you
remember?

WALT: REVISE our knowledge of the world: Europe



WALT: know about the world we live in: countries, continents and oceans

TOPIC: in KS4 and KS5 we learn about different continents, and their countries. This year we are studying about Asian Countries. What can you learn about the countries, continents and oceans of the world?



<https://www.youtube.com/watch?v=K6DSMZ8b3LE>
https://www.youtube.com/watch?v=wYYakyS_HOg

<https://www.youtube.com/watch?v=dk8zDjQT0aE>
https://www.youtube.com/watch?v=zOti8U_-BNM

WALT: know about the world we live in: countries, continents and mountains

Mount Everest: the mountain

Mount Everest is the tallest mountain in the world, and is in Nepal.

It is part of the Himalaya mountain range.

1. Make a **fact file** about Mount Everest on a word document / powerpoint
 - Where is Mount Everest?
 - What mountain range is it in?
 - How high is it?
 - Who were the first people to climb it?
 - How many people have climbed it?
 - How many people have died trying to climb it?
2. Make a **paper mache model** of Mount Everest (follow the link below for instructions)



https://www.ehow.com/how_7763041_make-paper-mache-mountain.html

WALT: know about the world we live in: countries, continents and mountains

Geography: understanding about maps (this is tricky work!)

Use your finger to find the following places on the map on the next page:

- Katmandu (the capital city)
- The rivers Ghangak and Ghanghara
- Mount Everest
- Lake Sagarmatha
- China
- Land below 200m
- Land above 5000m



WALT: know about great explorers

Make a fact file about these two explorers

Edmund Hillary and Tenzing Norgay climbing Mount Everest in 1953.



Information to include:

- Who were the two men?
- Where were they from?
- Where were they?
- What did they do?
- When did they do it?
- Any other interesting points.
- Add pictures

Climbing Mount Everest Poster

WALT: think critically and make decisions



Make an information poster about all the things you need to take when you decide to climb Mount Everest.

1. Choose TEN from the all the possible equipment
2. Open a word document / find a piece of paper
3. Create a list of equipment
4. Add pictures to bring your list to life

STRETCH:

- add an explanation of your list, and a picture of Mount Everest
- Explain why each choice is important.

mug hot-water bottle swim suit

tent teddy bear rope biscuits

fire lighters ice-cream deodorant

favourite book water woolly hat

sunglasses snacks fizzy drink

Flip flops snorkel and mask dog

sleeping bag onions thermal boots

gloves pick-axe garden spade

WALT: explore the world: outdoors



Nature Activity Ideas

These activities are designed to be suitable for a wide range of participants and can be adapted to suit different needs. Activities focus on engaging the senses and using nature and the outdoors.

For lots of ideas and step by step guides to learning outside, visit the Learning trust website.

<https://www.sensorytrust.org.uk/resources/activities>

WALT: be creative: learn about Buddhism



Make a tree of Friendship for your family.

1. Make hand prints for all your family and friends.
2. Cut them out and make a tree display on the wall.
3. Write the names on the hands, if you like.
4. Have a conversation every day about how we can be kind to / help our friends and family.

Resources: paint, paint brushes, paper, scissors, glue / blue-tack

WALT: look after our environment

