

## Reading Comprehension Work - 26.1.22 - 28.1.22

**WALT:** indicate how a character feels at different points within a story


Use the Toby and the Great Fire of London sensory story to support with this activity. Each activity is differentiated depending on learner ability - one requires the learner to write the feeling and/or say why the character is feeling that way, one requires the learner to select the correct symbol and then copy the word and one requires the learner to select the correct symbol to represent how the character is feeling.

Please select the activity you feel is most suitable for your learner. I have included the activity that they did in school on 26.1.22 for your information as seeing this familiar activity may support them in remembering what they need to do.


Other activities, for learners unable to access these worksheets include:


- **WALT:** respond to objects associated with the story or song, including smells, tastes, sounds and texture - for example, focus on making explosion sounds/vibrations with a drum, explore videos of flickering flames or the use of a torch or explore smelling stinky cheese.

Date: 26.1.22		Reading (Comprehension)		
WALT: indicate how a character feels at different points within a story				
WILF: I can choose an appropriate feeling from a feelings word bank and write it				
Comments:		Next Steps:		



Toby is feeling...

Date: 26.1.22		Reading (Comprehension)		
WALT: indicate how a character feels at different points within a story				
WILF: I can choose an appropriate feeling from a choice of 2 symbols that matches what is happening in the story				
Comments:		Next Steps:		



Toby is feeling...

\_\_\_\_\_

Date: 26.1.22

**Reading (Comprehension)**



WALT: indicate how a character feels at different points within a story

WILF: I can choose an appropriate feeling from a choice of 2 symbols that matches what is happening in the story

Comments:

Next Steps:



Toby is feeling...

--



tired



happy



Date: 27.1.22

## Reading (Comprehension)



WALT: indicate how a character feels at different points within a story

WILF: I can choose an appropriate feeling from a feelings word bank and begin to explain why

Comments:

Next Steps:



The old lady is feeling...

---

---

---

---

Date: 27.1.22

**Reading (Comprehension)**



WALT: indicate how a character feels at different points within a story

WILF: I can choose an appropriate feeling from a feelings word bank and write it


Comments:

Next Steps:



The old lady is feeling...




Date: 27.1.22		Reading (Comprehension)		
WALT: indicate how a character feels at different points within a story				
WILF: I can choose an appropriate feeling from a choice of 2 symbols that matches what is happening in the story				
Comments:		Next Steps:		



The old lady is feeling...

\_\_\_\_\_



Date: 27.1.22		Reading (Comprehension)		
WALT: indicate how a character feels at different points within a story				
WILF: I can choose an appropriate feeling from a choice of 2 symbols that matches what is happening in the story				
Comments:		Next Steps:		




The old lady is feeling...



happy



scared

Date: 28.1.22		Reading (Comprehension)	
WALT: indicate how a character feels at different points within a story			
WILF: I can choose an appropriate feeling from a feelings word bank and begin to explain why			
Comments:		Next Steps:	



Toby is feeling...

---

---

---



Date: 28.1.22		Reading (Comprehension)		
WALT: indicate how a character feels at different points within a story				
WILF: I can choose an appropriate feeling from a feelings word bank and write it				
Comments:		Next Steps:		



Toby is feeling...

---

Date: 28.1.22		Reading (Comprehension)		
WALT: indicate how a character feels at different points within a story				
WILF: I can choose an appropriate feeling from a choice of 2 symbols that matches what is happening in the story				
Comments:		Next Steps:		



Toby is feeling...

\_\_\_\_\_

Date: 28.1.22		Reading (Comprehension)		
WALT: indicate how a character feels at different points within a story				
WILF: I can choose an appropriate feeling from a choice of 2 symbols that matches what is happening in the story				
Comments:		Next Steps:		



Toby is feeling...





happy



sad