

Handwriting work - 27.1.22 - 28.1.22

WALT: form curly caterpillar letters with increasing accuracy

WALT: trace over and copy a variety of shapes and strokes with increasing accuracy

In class at the moment, we are practising our handwriting through fine and gross motor activities and through looking at the 'curly caterpillar' letters and pre-writing shapes. Some learners have been practising their 'd' letter shape this week, both using media like sand and paint and also using a pencil and paper and some learners have been having a go at tracing over and copying horizontal lines! Other learners have been increasing their ability to use a range of media and tools to make marks in - such as sand, paint, shaving foam, glitter etc.

We have been using chiffons to make a range of movements that then support our writing. We have made up and down and side to side movements with our arms whilst holding fabric to make lines. We are also going to begin to practise making circular movements in the same way, making big round movements with our arms whilst holding fabric. Have a go - it's lots of fun!

Up and Down:

<https://www.youtube.com/watch?v=q35eNOMBuAk>

Round and Round:

<https://www.youtube.com/watch?v=MHungfILkQ>

Date: 27.1.22

Writing (Skills)



WALT: form curly caterpillar letters with increasing accuracy

WILF: trace over the letter 'd' with increasing accuracy

Comments:

Next Steps:

d

d

d

d

d

d

d


d


d

d


Date: 27.1.22		Writing (Skills)	
WALT: trace over a variety of shapes and strokes with increasing accuracy			
WILF: attempt to trace over a horizontal stroke			
Comments:		Next Steps:	



Date: 28.1.22		<div>Writing (Skills)</div> 
WALT: form curly caterpillar letters with increasing accuracy		
WILF: trace over and copy the letter 'd' with increasing accuracy		
Comments:	Next Steps:	



Three green dots are positioned on a horizontal line, serving as starting points for independent handwriting practice of the letter 'd'.

Date: 28.1.22		Writing (Skills)	
WALT: trace over a variety of shapes and strokes with increasing accuracy			
WILF: attempt to trace over and copy a horizontal stroke			
Comments:		Next Steps:	

